


INFORME EJECUCION DE INGRESOS - SECTOR DESCENTRALIZADO


CONTRALORIA GENERAL DE ANTIOQUIA
 Unidad de Contabilidad Presupuestal y del Tesoro
 I.E. REPUBLICA DE URUGUAY

Hoja No 1 de 1
 Fecha: 16/04/2021
 Mes Reportado: Marzo
 Vigencia Fiscal:

NIVEL	DESCRIPCION	PRESUPUESTO INICIAL	MODIFICACIONES				PRESUPUESTO DEFINITIVO	RECAUDO MES	RECAUDOS ACUMULADOS	SALDO	%EJECUCION
			ADICIONES	REDUCCIONES	CREDITOS	CONTRA CREDITOS					
05	CASTILLA	123,300,546	60,124,635				183,425,181	169,542,668	169,553,289	13,871,892	92.43%
05920	920	123,300,546	60,124,635				183,425,181	169,542,668	169,553,289	13,871,892	92.43%
059200514	ALFONSO LOPEZ	123,300,546	60,124,635				183,425,181	169,542,668	169,553,289	13,871,892	92.43%
05920051410500100549	INSTITUCION EDUCATIVA REPUBLI	123,300,546	60,124,635				183,425,181	169,542,668	169,553,289	13,871,892	92.43%
05920051410500100549	INGRESOS	123,300,546	60,124,635				183,425,181	169,542,668	169,553,289	13,871,892	92.43%
05920051410500100549	INGRESOS CORRIENTES	123,252,446					123,252,446	109,415,230	109,423,230	13,829,216	88.77%
05920051410500100549	INGRESOS OPERACIONALES	12,360,000					12,360,000	120,000	128,000	12,232,000	0.97%
05920051410500100549	Ingresos por Contrato de Concesión	12,000,000					12,000,000			12,000,000	0.00%
05920051410500100549	Certificados egresados por fuera del siste	360,000					360,000	120,000	128,000	232,000	33.33%
05920051410500100549	INGRESOS SGP GRATUIDAD	110,892,446					110,892,446	109,295,230	109,295,230	1,597,216	98.56%
05920051410500100549	Transferencias Nacionales SGP Gratuida	110,892,446					110,892,446	109,295,230	109,295,230	1,597,216	98.56%
05920051410500100549	RECURSOS DE CAPITAL	48,100	60,124,635				60,172,735	60,127,438	60,130,059	42,676	99.92%
05920051410500100549	RECURSOS DEL BALANCE		60,124,635				60,124,635	60,124,635	60,124,635		100.00%
05920051410500100549	Otros Recursos del Balance recursos pro		11,397,158				11,397,158	11,397,158	11,397,158		100.00%
05920051410500100549	Otros Recursos del Balance SGP		48,727,477				48,727,477	48,727,477	48,727,477		100.00%
05920051410500100549	INGRESOS FINANCIEROS	48,100					48,100	2,803	5,424	42,676	5.83%
05920051410500100549	Rendimientos de operaciones financiera:	9,100					9,100	451	953	8,147	4.96%
05920051410500100549	Rendimientos de operaciones financiera:	39,000					39,000	2,352	4,471	34,529	6.03%



Simon Enrique Ibarguen Palacios
 RECTOR





JOHN FERNADO VILLEGAS MUÑOZ
 TESORERO

RECURSOS ADMINISTRADOS

RECURSOS DE LA NACIÓN

IDENTIFICACION PRESUPUESTAL	DESCRIPCIÓN	APROPIACION INICIAL	MODIFICACIONES			APROPIACION DEFINITIVA	COMPROMISOS	OBLIGACIONES	PAGOS	SALDO COMPROMISOS	SALDO OBLIGACIONES	SALDO APROPIACION	%EJEC	
			TRASLADOS		ADICIONES									REDUCCIONES
			CREDITOS	CONTRACRE										
05	CASTILLA	123,300,546			60,124,635	183,425,181	10,800,000	2,700,000		8,100,000	2,700,000	172,625,181	5.89%	
05920	920	123,300,546			60,124,635	183,425,181	10,800,000	2,700,000		8,100,000	2,700,000	172,625,181	5.89%	
059200514	ALFONSO LOPEZ	123,300,546			60,124,635	183,425,181	10,800,000	2,700,000		8,100,000	2,700,000	172,625,181	5.89%	
059200514105001005495	INSTITUCION EDUCACIONAL	123,300,546			60,124,635	183,425,181	10,800,000	2,700,000		8,100,000	2,700,000	172,625,181	5.89%	
0592005141050010054952	GASTOS	123,300,546			60,124,635	183,425,181	10,800,000	2,700,000		8,100,000	2,700,000	172,625,181	5.89%	
05920051410500100549521	GASTOS DE FUNCIONAMIENTO	70,269,100			29,667,678	99,936,778	10,800,000	2,700,000		8,100,000	2,700,000	89,136,778	10.81%	
05920051410500100549521	GASTOS DE PERSONAL	15,700,000			100,000	15,800,000	10,800,000	2,700,000		8,100,000	2,700,000	5,000,000	68.35%	
05920051410500100549521	Remuneración servicios técnicos	5,000,000				5,000,000						5,000,000	0.00%	
05920051410500100549521	Prestación de servicios profesionales	10,700,000			100,000	10,800,000	10,800,000	2,700,000		8,100,000	2,700,000		100.00%	
05920051410500100549521	GASTOS GENERALES	54,569,100			29,567,678	84,136,778						84,136,778	0.00%	
05920051410500100549521	Compra de Equipos	2,369,100				2,369,100						2,369,100	0.00%	
05920051410500100549521	Compra de Equipos	8,000,000			18,170,520	26,170,520						26,170,520	0.00%	
05920051410500100549521	Materiales y suministros				11,397,158	11,397,158						11,397,158	0.00%	
05920051410500100549521	Materiales y suministros	35,200,000				35,200,000						35,200,000	0.00%	
05920051410500100549521	Impresos y publicaciones	5,000,000				5,000,000						5,000,000	0.00%	
05920051410500100549521	Comisión Bancaria	2,000,000				2,000,000						2,000,000	0.00%	
05920051410500100549521	Comisión Bancaria	2,000,000				2,000,000						2,000,000	0.00%	
05920051410500100549522	GASTOS DE INVERSIONES	53,031,446			30,456,957	83,488,403						83,488,403	0.00%	
05920051410500100549522	PROYECTOS DE FORTALECIMIENTO	27,000,000				27,000,000						27,000,000	0.00%	
05920051410500100549522	Transporte Escolar	2,000,000				2,000,000						2,000,000	0.00%	
05920051410500100549522	Actividades pedagógicas	10,000,000				10,000,000						10,000,000	0.00%	
05920051410500100549522	Dotacion institucional de personal	5,000,000				5,000,000						5,000,000	0.00%	
05920051410500100549522	Dotacion institucional de personal	10,000,000				10,000,000						10,000,000	0.00%	
05920051410500100549522	PROYECTOS DE INFRAESTRUCTURA	26,031,446			30,456,957	56,488,403						56,488,403	0.00%	
05920051410500100549522	Mantenimiento de infraestructura	3,000,000				3,000,000						3,000,000	0.00%	
05920051410500100549522	Mantenimiento de infraestructura	23,031,446			30,456,957	53,488,403						53,488,403	0.00%	


 Simón Enrique Ibarguen Palacios
 RECTOR


 JOHN FERNANDO VILLEGAS MUÑOZ
 TESORERO